

LITHIUM ION

LFeLi SERIES



This LFeLi series use new LiFePO_4 technology, this reliable **Marstech** product is safe, durable and easy to install in any or existing sites, especially suitable for outdoor cabinets

APPLICABLE FIELDS

Telecommunication
Medical equipment
Renewable energy systems
Electric vehicles
Lighting



PRODUCT FEATURES

Low self-discharge rate
High cycle times and long service life
High energy density and conversion efficiency
Environmental-friendly, not containing heavy metals
Wider range of operation temperature: $-20^{\circ}\text{C} \sim +50^{\circ}\text{C}$
Superior safety, LiFePO_4 eliminates the risk of explosion or combustion due to high impact or short circuit situation
Design life more than 10 years

SPECIFICATIONS

Operating Voltage Range: 10-14.10V
Max. Voltage: 14.10V
Max. Current Limited: 1C
Cycle Life: >2000 Cycles

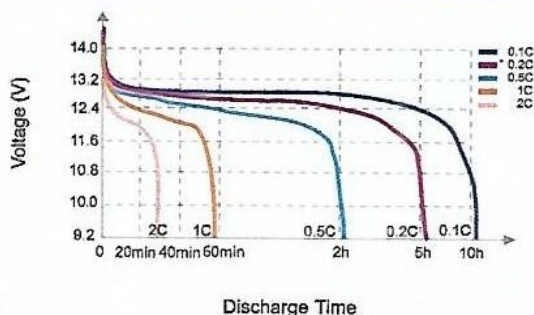
LITHIUM ION

LFeLi SERIES

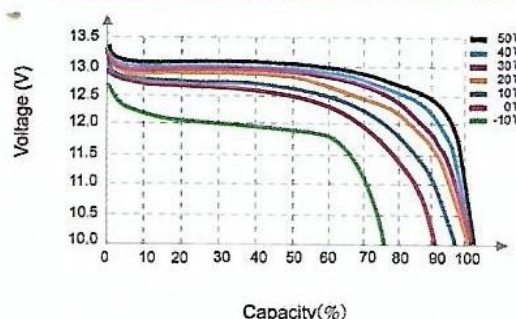


Battery Type	Nominal Voltage (V)	Nominal Capacity (Cs @ 25°C)	Dimensions (mm)			Weight (kg)
			Width	Length	Height	
LFeLi-1212	12.8	12Ah	98	151	101	1.90
LFeLi-1220	12.8	20Ah	77	181	168	3.00
LFeLi-1230	12.8	30Ah	175	166	125	4.30
LFeLi-1240	12.8	40Ah	165	197	170	5.90
LFeLi-1250	12.8	50Ah	165	197	170	7.00
LFeLi-1260	12.8	60Ah	168	260	214	8.50

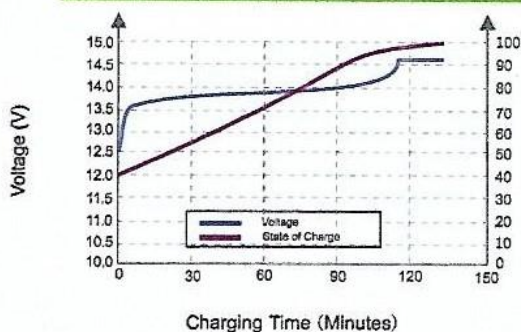
Different Rate Discharge Curve(25°C)



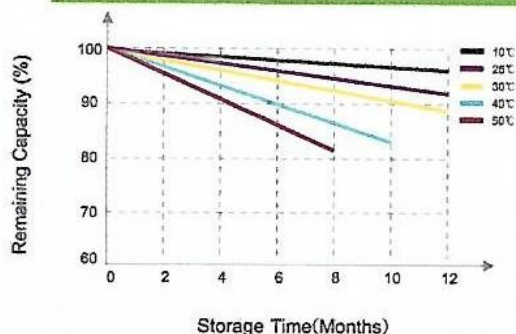
Different Temperature Discharge Curve(0.5C)



State of Charge Curve(0.5C, 25°C)



Different Temperature Self Discharge Curve



Sales office

Block 24, Sin Ming Lane
 #05-107 Midview City
 Singapore 573970
 Tel No: (+65) 66775598 e mail : sammi@marstech.com.sg

Marstech Systems Pte Ltd